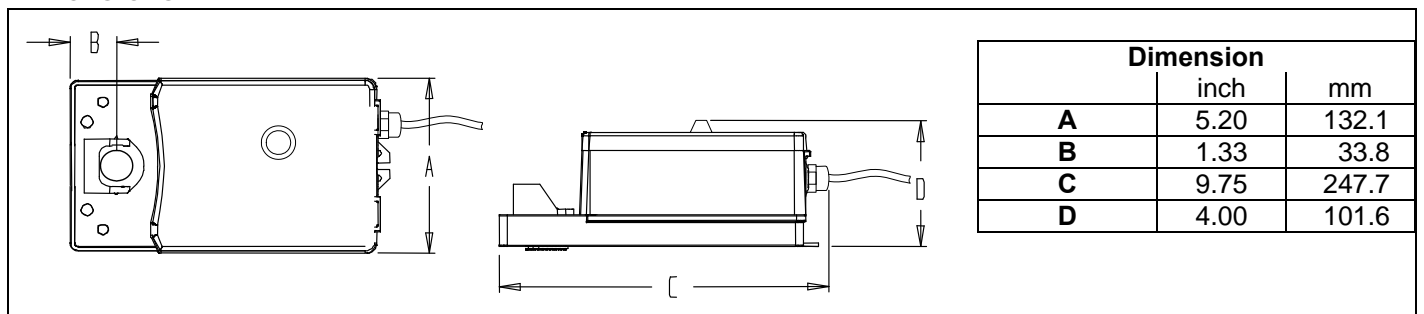

Features:

- **IP 65** equivalent to Nema Type 4 enclosure.
- Dust and water proof clutch for manual adjustments.
- Supplied with cable (pigtail).
- Control signal 2-10Vdc.
- Fail safe by *Enerdrive System*¹.
- Maintenance free.

TM100W
TM160W
TM200W
TM260W
RM100W
RM160W
RM200W
RM260W

Technical Data	TM100W	TM160W	TM200W	TM260W	RM100W	RM160W	RM200W	RM260W
Fail safe - Enerdrive	No	Yes	No	Yes	No	Yes	No	Yes
Power consumption	8VA	30VA peak, 8VA	10VA	30VA peak, 10VA	14VA	30VA peak, 14VA	14VA	30VA peak, 14VA
Power supply	110 to 130 VAC 50/60Hz		220 to 250 VAC 50/60Hz		110 to 130 VAC 50/60Hz		220 to 250 VAC 50/60Hz	
Torque	180 in.lb. [20 Nm] at rated voltage				360 in.lb. [40 Nm] at rated voltage			
Weight	5 lbs. [2.3 kg]				8 lbs. [3.5 kg]			
Running time through 90°	60 to 85 sec torque dependant							
Control signal	Analog (2-10 VDC)							
Feedback signal	4-20mA							
Angle of rotation	0 to 93 degrees max., after power up automatically self adjustable to ≤ 93°							
Electrical connection	1 meter long 6 wires plenum cable, 18 AWG [0.8 mm ²]							
Direction of rotation	Reversible, clockwise (CW) or counter clockwise (CCW)							
Ambient temperature	0°F to +122°F [-18° C to +50° C]							
Storage temperature	-22°F to +122°F [-30° C to +50° C]							
Relative Humidity	5 to 95 % non condensing.							
Ingress protection	IP65 equivalent to Nema type 4 with special protection against corrosive agents							
Warning: Do not press the clutch when actuator is powered								

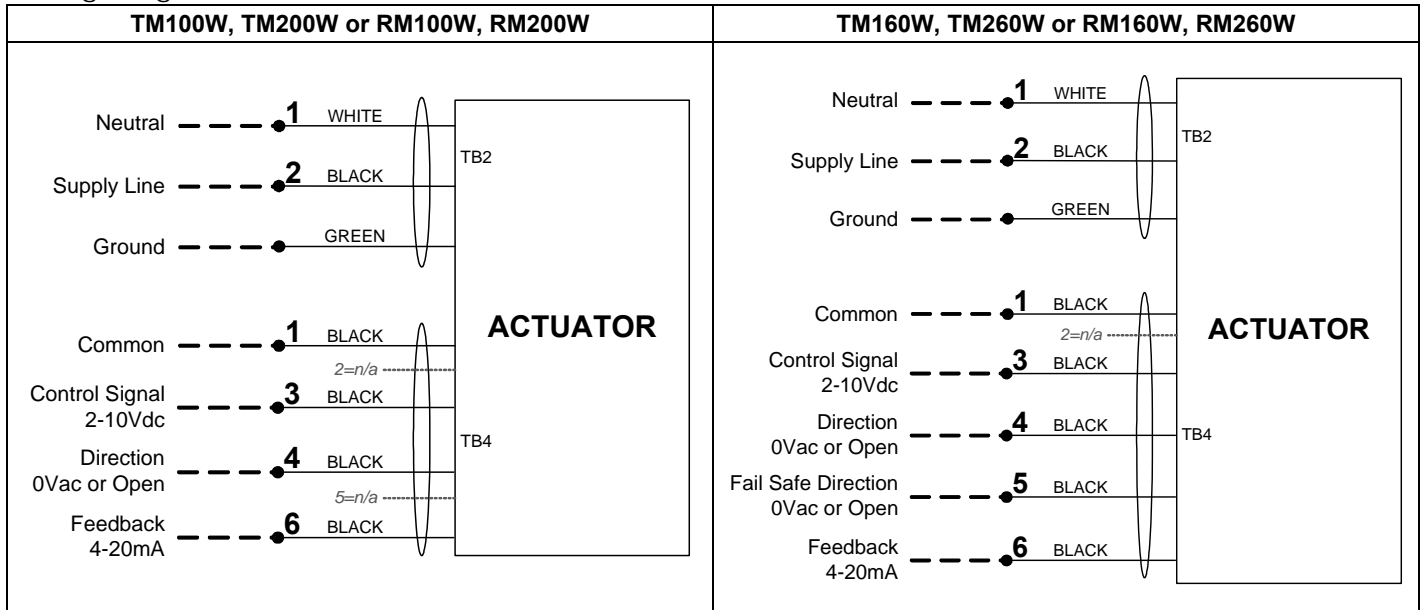
Dimensions

Caution

We strongly recommend that all Neptronic® products be wired to a separate transformer and that transformer shall service only Neptronic® products. This precaution will prevent interference with, and/or possible damage to incompatible equipment.

When multiple actuators are wired on a single transformer, polarity must be observed. Long wiring runs create voltage drop which may affect the actuator performance.

¹ Enerdrive System U.S.A. Patent #5,278,454

Wiring Diagrams



Direction Selection

Rotation CW (0-90°)	Rotation CCW (90-0°)
Leave cable #4 (Direction selection) open	Connect cable #4 (Direction selection) to cable #1 (Common VAC)

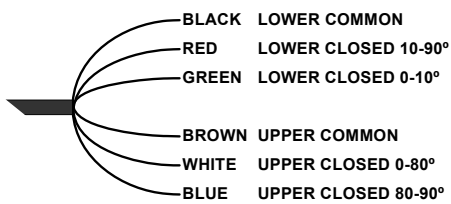
Fail Safe Direction Selection

Fail safe (Enerdrive) is available only with "060" and "080" models.

Fail safe return to 0°	Fail safe return to 90°
Leave cable #5 (Direction selection) open	Connect cable #5 (Direction selection) to cable #1 (Common 0 VAC)

Auxiliary Switches (models 020 and 080)

Auxiliary switches are available only with "020" and "080" models. Auxiliary switch rating: 5 Amp resistive, 250 Vac



Auto Stroke

The auto stroke (actuator automatically runs from 0 to end position) is activated **every time** the actuator is powered up.